

East Kent Hospitals University NHS Foundation Trust

Kent and Medway A06

The East Kent Hospitals University NHS Foundation Trust incorporates Kent & Canterbury Hospital in Canterbury, Queen Elizabeth The Queen Mother Hospital in Margate, and William Harvey Hospital in Ashford <http://www.ekhuft.nhs.uk/> <<http://www.ekhuft.nhs.uk>>

Patient inclusion and data sources

The majority of these results are for patients in England and Wales diagnosed with bowel cancer 1 Apr 2016 – 31 Mar 2017. The exceptions are for 2-year mortality and 18-month stoma rate. Two-year mortality estimates include patients undergoing a major resection between 1 April 2014 and 31 March 2015. 18-month stoma rates include rectal cancer patients undergoing a major resection between 1 April 2013 and 31 March 2016.

The Audit dataset is linked to Hospital Episode Statistics (HES) and Patient Episode Database for Wales (PEDW) at the patient level to obtain further information on patient care and follow-up such as stoma reversal and emergency readmissions in England/Wales. The dataset also links to Office of National Statistics records. These provide information about date, place and cause of death.

NBOCA also links to the National Radiotherapy Dataset (RTDS) for information on radiotherapy treatment in England, and the Systemic Anti-Cancer Therapy database (SACT) for information on chemotherapy treatment in England. In addition, the audit linked to the National Emergency Laparotomy Audit (NELA) for the first time this year. This provides information on emergency bowel cancer operations.

Data Quality

Data completeness

% of relevant patient group with useable value of data item.

Case ascertainment

Number of patients reported to the Audit as a percentage of the number of patients admitted for the first time to the trust/network with a diagnosis of bowel cancer within the audit period

according to HES/PEDW. This can be larger than 100 if more patients are reported to the Audit than identified in HES/PEDW.

Data completeness

% of relevant patient group with useable value of data item.

7 audit items for risk-adjustment

The per cent of patients with complete data items on all of age, sex, ASA grade, pathological T-stage, pathological N-stage, distant metastases and site of cancer.

ASA grade

% of patients recorded as having a major resection who have a particular ASA grade recorded, or no ASA recorded.

Management of all patients

No major resection: too little cancer

Those undergoing a local resection of polypectomy.

No major resection: too much cancer

No excision and reason for no treatment includes advanced stage cancer OR no excision and non-curative intent and metastatic disease.

No major resection: too frail

not in too much cancer group AND no excision and reason for no treatment includes significant co-morbidity OR no excision and performance status 3 or 4.

No major resection: unknown/other reason:

no excision and does not meet any of the above criteria.

Management of patients having major resection

At least 12 lymph nodes excised (%)

% of colon cancer patients undergoing major resection with a recorded number of lymph nodes, who had at least 12 lymph nodes examined.

Rectal cancer patients

Neo-adjuvant therapy (%)

% of rectal cancer patients having short- or long-course radiotherapy prior to major resection.

Circumferential resection margin: Negative (%)

% of rectal cancer patients undergoing major resection whose CRM is reported to be negative.

Circumferential resection margin: Present (%)

% of rectal cancer patients undergoing a major resection who have a recorded CRM.

APER rate (%)

% of patients with rectal cancer undergoing abdominoperineal excision of the rectum and therefore having a permanent stoma.

Compare trust outcomes

Funnel plots display trust risk-adjusted outcomes for 90-day mortality, 30-day unplanned readmission, 2-year mortality and, for rectal cancer patients, 18-month stoma rate. The funnel regions represent the 95 per cent limit and the 99.8 per cent limit for trusts compared to the national average. Those trusts with results outside the outer (99.8 per cent) limit are considered potential outliers.

Risk adjustment is performed using the seven items listed under Data Quality as well as mode of admission (elective/emergency) and number of co-morbidities according to HES/PEDW, and an interaction between age and distant metastases. Missing values are imputed using Multiple Imputation. The model for two-year mortality additionally includes interactions between follow-up time (0-3 months after surgery vs. 3-24 months after surgery) and all of the risk factors.

A stoma is considered to be reversed if a HES/PEDW record with relevant code is identified within 18 months of the initial surgical procedure.

See [FAQs <https://www.nboca.org.uk/about/faq/>](https://www.nboca.org.uk/about/faq/) for more details.

Data Quality

All Patients:	Trust	Network	National
Number of patients in Audit	424	1015	30541
Case ascertainment (%)	93	91	93
Data completeness of:			
– Pre-treatment TNM (%)	74	77	78
– Performance status (%)	80	79	85

Patients having major resection:	Trust	Network	National
Number of patients in Audit	280	639	19183
ASA grade 1 (%)	10	11	12
ASA grade 2 (%)	53	53	52
ASA grade 3 (%)	36	29	27
ASA grade 4+ (%)	1	2	2
ASA grade not recorded (%)	N/A	5	7
Data completeness of:			
7 Audit items for risk-adjustment (%)	93	86	83

Key:

Management of all patients

All Patients:	Trust	Network	National
Number of patients in Audit	424	1015	30424
Seen by Clinical Nurse Specialist (%)	81	89	93

Management of patients having major resection

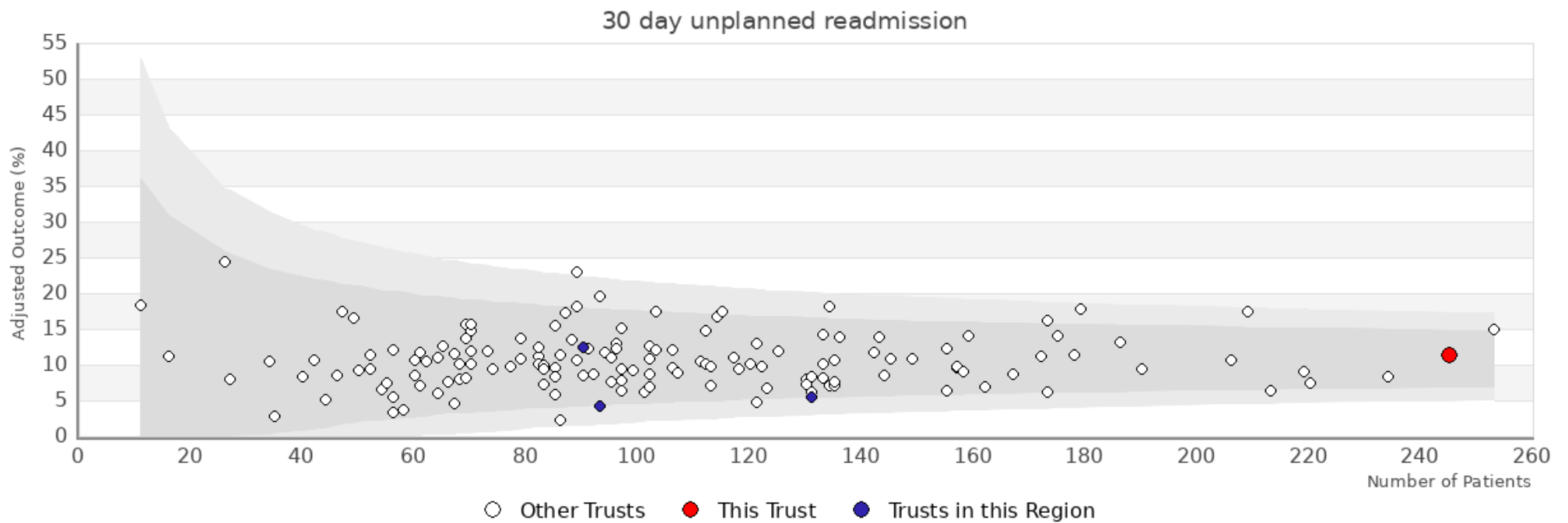
Patients having major resection:	Trust	Network	National
Number of patients in Audit	280	639	19222
Distant metastases (%)	11	9	8
Urgent or emergency surgery (%)	23	17	17
At least 12 lymph nodes excised (%)	87	89	87
Laparoscopic surgery attempted (%)	69	69	66

Patients having major resection:	Trust	Network	National
Risk-adjusted length of stay > 5 days (%)	48	63	64

Rectal cancer patients

Patients having major resection:	Trust	Network	National
Number of patients in Audit	58	152	4503
Neoadjuvant therapy (%)	27	27	36
Circumferential resection margin: Present (%)	83	78	84
Circumferential resection margin: Negative (%)	74	75	77
Rectal volume	N/A	N/A	N/A

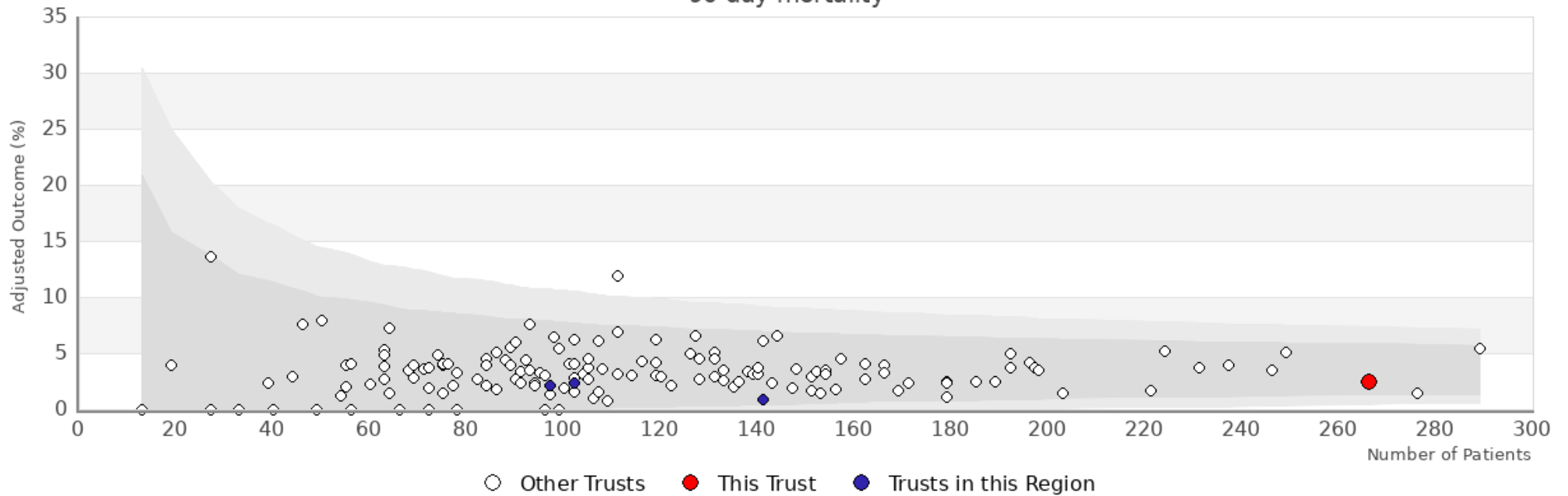
Patients in APER/Hartmanns estimate:	Trust	Network	National
Number of patients in APER/Hartmanns estimate	N/A	N/A	N/A
APER/Hartmanns (%)	N/A	N/A	N/A



Trust	Number	Adjusted	Observed
East Kent Hospitals University NHS Foundation Trust	245	11.3%	11%
Other trusts within the region: Kent and Medway			
Dartford and Gravesham NHS Trust	93	4.2%	4.3%
Maidstone and Tunbridge Wells NHS Trust	131	5.5%	5.3%

Trust	Number	Adjusted	Observed
Medway NHS Foundation Trust	90	12.5%	12.2%

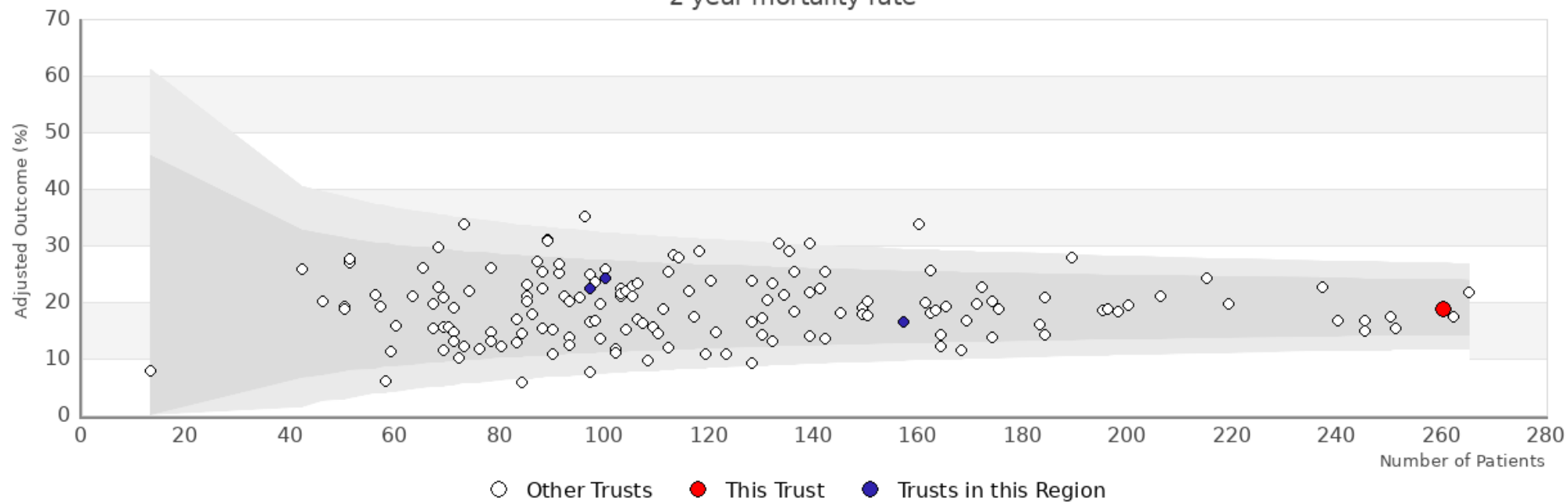
90 day mortality



Trust	Number	Adjusted	Observed
East Kent Hospitals University NHS Foundation Trust	266	2.5%	3%
Other trusts within the region: Kent and Medway			
Dartford and Gravesham NHS Trust	97	2.1%	2.1%
Maidstone and Tunbridge Wells NHS Trust	141	0.8%	0.7%

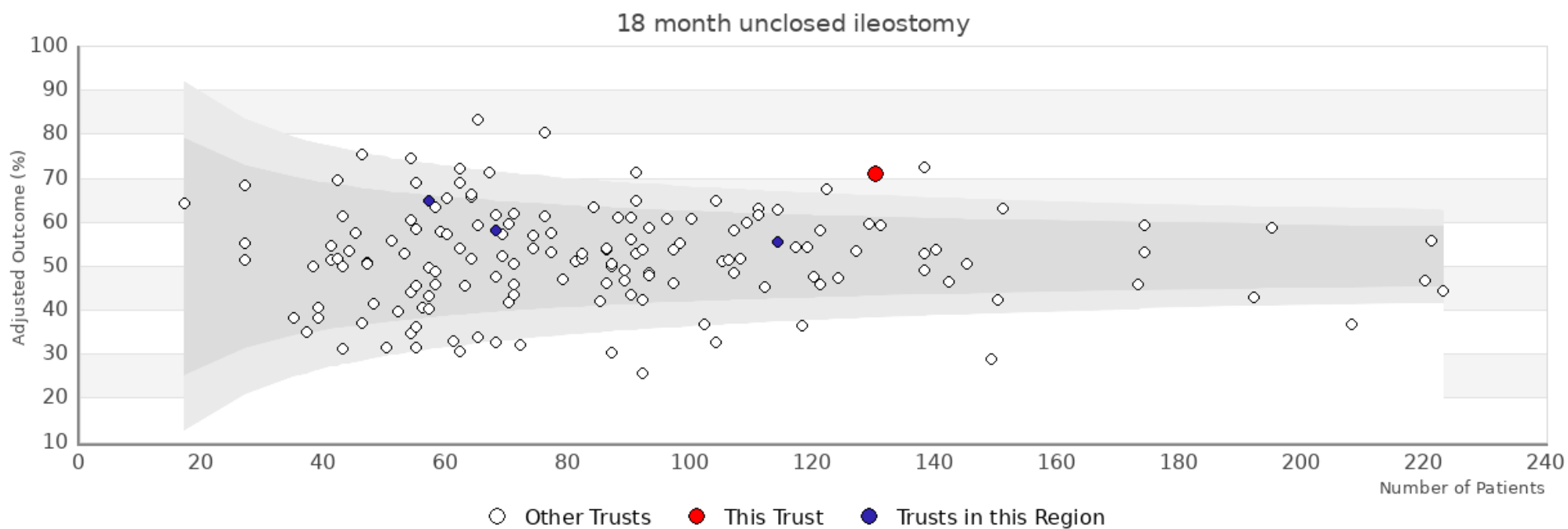
Trust	Number	Adjusted	Observed
Medway NHS Foundation Trust	102	2.4%	2%

2 year mortality rate



Trust	Number	Adjusted	Observed
East Kent Hospitals University NHS Foundation Trust	260	18.9%	20%
Other trusts within the region: Kent and Medway			
Dartford and Gravesham NHS Trust	97	22.3%	23.5%
Maidstone and Tunbridge Wells NHS Trust	157	16.4%	13%

Trust	Number	Adjusted	Observed
Medway NHS Foundation Trust	100	24.3%	23.6%



Trust	Number	Adjusted	Observed
East Kent Hospitals University NHS Foundation Trust	130	71%	70%
Other trusts within the region: Kent and Medway			
Dartford and Gravesham NHS Trust	68	58.3%	57.4%
Maidstone and Tunbridge Wells NHS Trust	114	55.5%	56.1%

Trust	Number	Adjusted	Observed
Medway NHS Foundation Trust	57	64.9%	63.2%