

University Hospitals of North Midlands NHS Trust - County Hospital

West Midlands A18

The University Hospitals of North Midlands NHS Trust - County Hospital incorporates County Hospital (formerly Stafford Hospital) in Stafford <http://www.uhnm.nhs.uk/>
<<http://www.uhnm.nhs.uk/>>

Patient inclusion and data sources

The majority of these results are for patients in England and Wales diagnosed with bowel cancer 1 Apr 2015 – 31 Mar 2016. The exceptions are for 2-year mortality and 18-month stoma rate. Two-year mortality estimates include patients undergoing a major resection between 1 April 2013 and 31 March 2014. 18-month stoma rates include rectal cancer patients undergoing a major resection between 1 April 2012 and 31 March 2015.

The Audit dataset is linked to Hospital Episode Statistics (HES) and Patient Episode Database for Wales (PEDW) at the patient level to obtain further information on patient care and follow-up such as stoma reversal and emergency readmissions in England/Wales, and to the National Radiotherapy Dataset (RTDS) for information on radiotherapy treatment in England.

Data Quality

Data completeness

% of relevant patient group with useable value of data item.

Case ascertainment

Number of patients reported to the Audit as a percentage of the number of patients admitted for the first time to the trust/network with a diagnosis of bowel cancer within the audit period according to HES/PEDW. This can be larger than 100 if more patients are reported to the Audit than identified in HES/PEDW.

7 audit items for risk-adjustment

The per cent of patients with complete data items on all of age, sex, ASA grade, pathological T-stage, pathological N-stage, distant metastases and site of cancer.

Management of all patients

No major resection: too little cancer

Those undergoing a local resection of polypectomy.

No major resection: too much cancer

No excision and reason for no treatment includes advanced stage cancer OR no excision and non-curative intent and metastatic disease.

No major resection: too frail

not in too much cancer group AND no excision and reason for no treatment includes significant co-morbidity OR no excision and performance status 3 or 4.

No major resection: unknown/other reason:

no excision and does not meet any of the above criteria.

Compare trust outcomes

Funnel plots display trust risk-adjusted outcomes for 90-day mortality, 30-day unplanned readmission, 2-year mortality and, for rectal cancer patients, 18-month stoma rate. The funnel regions represent the 95 per cent limit and the 99.8 per cent limit for trusts compared to the national average. Those trusts with results outside the outer (99.8 per cent) limit are considered potential outliers.

Risk adjustment is performed using the seven items listed under Data Quality as well as mode of admission (elective/emergency) and number of co-morbidities according to HES/PEDW, and an interaction between age and distant metastases. Missing values are imputed using Multiple Imputation. The model for two-year mortality additionally includes interactions between follow-up time (0-3 months after surgery vs. 3-24 months after surgery) and all of the risk factors.

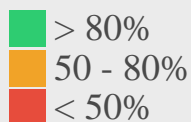
A stoma is considered to be reversed if a HES/PEDW record with relevant code is identified with 18 months of the initial surgical procedure.

See [FAQs <https://www.nboca.org.uk/about/faq/>](https://www.nboca.org.uk/about/faq/) for more details.

Data Quality

All Patients:	Trust	Network	National
Number of patients in Audit	71	2954	30710
Case ascertainment (%)	84	89	95
Data completeness of:			
– Pre-treatment TNM (%)	92	76	76
– Performance status (%)	93	77	83

Patients having major resection:	Trust	Network	National
Number of patients in Audit	N/A	1956	19231
ASA grade 1 (%)	N/A	10	12
ASA grade 2 (%)	N/A	52	53
ASA grade 3 (%)	N/A	27	27
ASA grade 4+ (%)	N/A	2	3
ASA grade not recorded (%)	N/A	9	6
Data completeness of:			
7 Audit items for risk-adjustment (%)	N/A	67	81

Key:

Management of all patients

All Patients:	Trust	Network	National
Number of patients in Audit	71	2954	30710
Seen by Clinical Nurse Specialist (%)	98	94	91

Management of patients having major resection

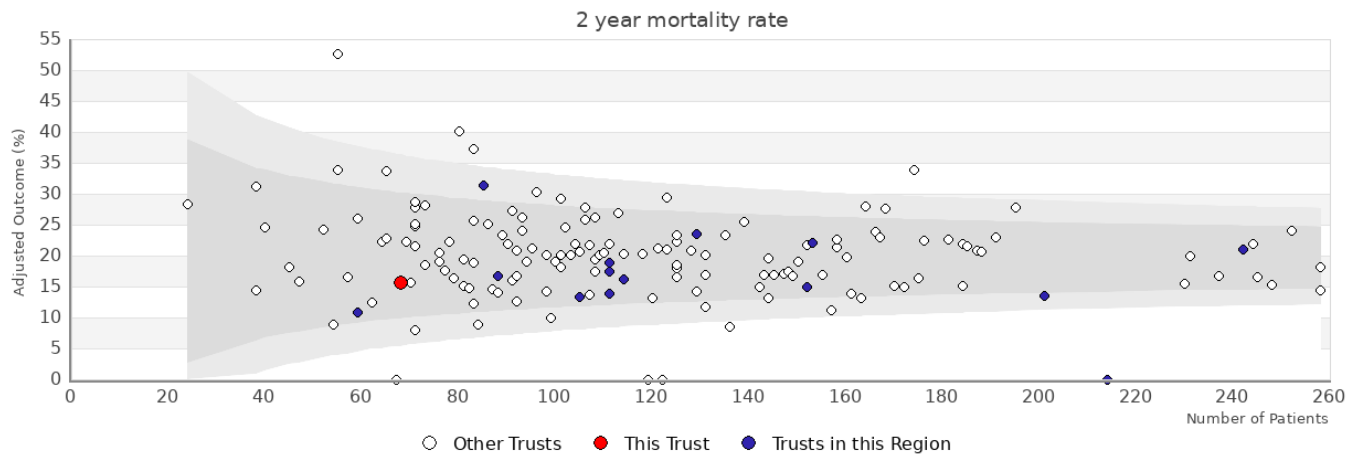
Patients having major resection:	Trust	Network	National
Number of patients in Audit	<10	1956	19231
Distant metastases (%)	N/A	11	9
Urgent or emergency surgery (%)	50	18	16
At least 12 lymph nodes excised (%)	100	92	84
Laparoscopic surgery attempted (%)	50	65	63
Risk-adjusted length of stay > 5 days (%)	41	67	69

Rectal cancer patients

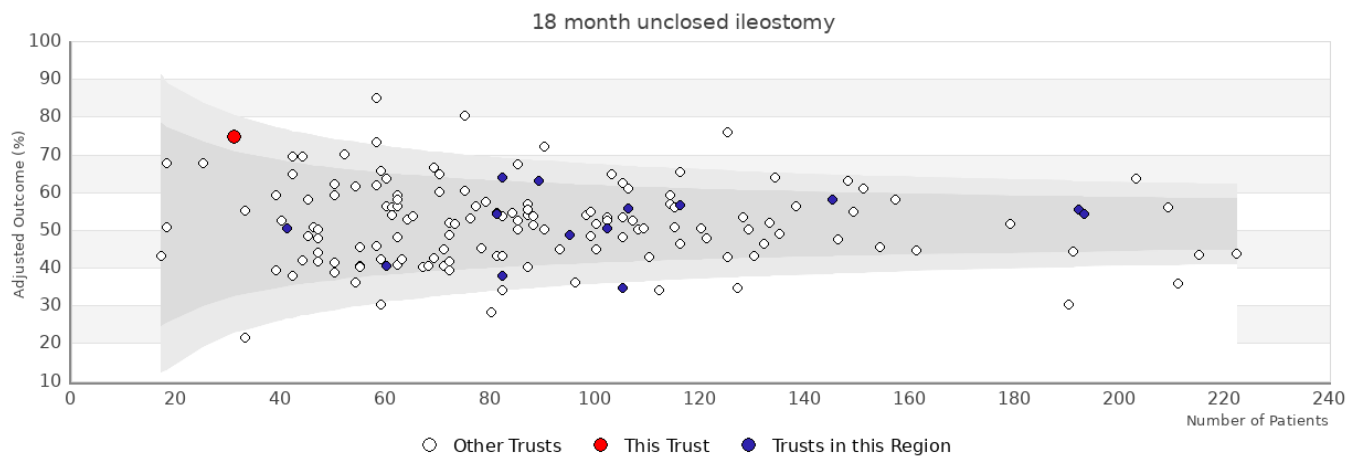
Patients having major resection:	Trust	Network	National
Number of patients in Audit	N/A	477	4468
Neoadjuvant therapy (%)	N/A	26	35
Circumferential resection margin: Recorded (%)	N/A	48	26
Circumferential resection margin: Positive (%)	N/A	4	7
Rectal volume	N/A	N/A	N/A

Patients in APER/Hartmanns estimate:	Trust	Network	National
Number of patients in APER/Hartmanns estimate	N/A	N/A	N/A

Patients in APER/Hartmanns estimate:	Trust	Network	National
APER/Hartmanns (%)	N/A	N/A	N/A



Trust	Number	Adjusted	Observed
University Hospitals of North Midlands NHS Trust - County Hospital	68	15.6%	24.4%
Other trusts within the region: West Midlands			
University Hospitals of Derby and Burton NHS Foundation Trust - Queens Hospital (Burton)	88	16.7%	24.4%
George Eliot Hospital NHS Trust	59	10.9%	16.6%
Sandwell and West Birmingham Hospitals NHS Trust	129	23.4%	32.8%
Shrewsbury and Telford Hospital NHS Trust	201	13.5%	12.2%
South Warwickshire NHS Foundation Trust	105	13.3%	16.7%
The Dudley Group NHS Foundation Trust	111	13.9%	15.8%
The Royal Wolverhampton NHS Trust	114	16.1%	19.5%
University Hospitals Birmingham NHS Foundation Trust	111	18.8%	18.6%
University Hospitals Coventry and Warwickshire NHS Trust	152	15%	19.7%
Walsall Healthcare NHS Trust	85	31.4%	47.2%
Worcestershire Acute Hospitals NHS Trust	242	21.1%	19.8%
Wye Valley NHS Trust	111	17.5%	16.7%
University Hospitals of Derby and Burton NHS Foundation Trust - Royal Derby Hospital	153	22.1%	23%



Trust	Number	Adjusted	Observed
University Hospitals of North Midlands NHS Trust - County Hospital	31	74.8%	77.4%
Other trusts within the region: West Midlands			
University Hospitals of Derby and Burton NHS Foundation Trust - Queens Hospital (Burton)	81	54.3%	55.6%
George Eliot Hospital NHS Trust	41	50.4%	51.2%
Sandwell and West Birmingham Hospitals NHS Trust	105	34.6%	36.2%
Shrewsbury and Telford Hospital NHS Trust	192	55.4%	54.7%
South Warwickshire NHS Foundation Trust	82	38%	39%
The Dudley Group NHS Foundation Trust	82	64.1%	67.1%
The Royal Wolverhampton NHS Trust	95	48.7%	52.6%
University Hospitals Birmingham NHS Foundation Trust	89	63%	59.6%
University Hospitals Coventry and Warwickshire NHS Trust	116	56.7%	57.8%
University Hospitals of North Midlands NHS Trust	145	58%	57.2%
Walsall Healthcare NHS Trust	60	40.5%	43.3%
Worcestershire Acute Hospitals NHS Trust	193	54.2%	53.9%
Wye Valley NHS Trust	102	50.4%	52.9%
University Hospitals of Derby and Burton NHS Foundation Trust - Royal Derby Hospital	106	55.7%	54.7%