

Mid and South Essex NHS Foundation Trust - Basildon University Hospital

East of England - South A03b

The Mid and South Essex NHS Foundation Trust - Basildon University Hospital incorporates Basildon University Hospital <https://www.mse.nhs.uk/> <<https://www.mse.nhs.uk/>>

Patient inclusion and data sources

The majority of these results are for patients in England and Wales diagnosed with bowel cancer 1 Apr 2019 – 31 Mar 2020. The exceptions are for adjuvant chemotherapy, APER/Hartmann's and the five trust outcomes: 30-day unplanned readmission, 30-day unplanned return-to-theatre, 90-day mortality 2-year mortality and unclosed ileostomy.

30-day unplanned readmission, 30-day unplanned return to theatre and 90-day mortality are further restricted to patients undergoing surgery up to 31 March 2020. Two-year mortality estimates include patients undergoing a major resection between 1 April 2017 and 31 March 2018. Adjuvant chemotherapy estimates include patients undergoing major resection for pathological stage III colon cancer between 01 December 2016 and 31 August 2019.

The Audit dataset is linked to Hospital Episode Statistics (HES) and Patient Episode Database for Wales (PEDW) at the patient level to obtain further information on patient care and follow-up such as stoma reversal and emergency readmissions in England/Wales. The dataset also links to Office of National Statistics records. These provide information about date, place and cause of death.

NBOCA also links to the National Radiotherapy Dataset (RTDS) for information on radiotherapy treatment in England, and the Systemic Anti-Cancer Therapy database (SACT) for information on chemotherapy treatment in England.

Data Quality

Case ascertainment

Number of patients reported to the Audit as a percentage of the number of patients admitted for the first time to the trust/network with a diagnosis of bowel cancer within the audit period according to NCRAS in England and PEDW in Wales. This can be larger than 100 if more patients are reported to the Audit than identified in NCRAS/PEDW.

Data completeness

% of relevant patient group with useable value of data item.

ASA grade

% of patients recorded as having a major resection who have a particular ASA grade recorded, or no ASA recorded.

Management of all patients

Potentially curative patients

Patients electively diagnosed with colon cancer with pre-treatment staging of T2-T4 and no evidence of metastatic disease.

Management of patients having major resection

At least 12 lymph nodes excised (%)

% of colon cancer patients undergoing major resection with a recorded number of lymph nodes, who had at least 12 lymph nodes examined.

Adjuvant chemotherapy

% of adjuvant chemotherapy in patients undergoing major resection for pathological stage III colon cancer between 01 June 2016 and 31 August 2019. These are unadjusted chemotherapy rates. SACT and HES data re used for patients treated in England and PEDW data are used for patients treated in Wales.

Rectal cancer patients

Neo-adjuvant therapy (%)

% of rectal cancer patients having short- or long-course radiotherapy prior to major resection.

Circumferential resection margin: Negative (%)

% of rectal cancer patients undergoing major resection whose CRM is reported to be negative.

Circumferential resection margin: Recorded (%)

% of rectal cancer patients undergoing a major resection who have a recorded CRM.

APER rate (%)

% of patients with rectal cancer undergoing abdominoperineal excision of the rectum and therefore having a permanent stoma this audit year.

APER/Hartmann's (%)

% of patients whose rectal cancer resection is an abdomino-perineal excision of rectum (APER)/pelvic exenteration/Hartmann's 1 April 2014 to 30 September 2018.

Compare trust outcomes

Funnel plots display trust risk-adjusted outcomes for 30-day unplanned readmission, 30-day unplanned return to theatre, 90-day mortality, 2-year mortality and 18-month unclosed ileostomy. The funnel regions represent the 95 per cent limit and the 99.8 per cent limit for trusts compared to the national average. Those trusts with results outside the outer (99.8 per cent) limit are considered potential outliers.

Risk adjustment is performed using the seven items listed under Data Quality as well as mode of admission (elective/emergency) and number of co-morbidities according to HES/PEDW, and an interaction between age and distant metastases. Missing values are imputed using Multiple Imputation. The model for two-year mortality additionally includes interactions between follow-up time (0-3 months after surgery vs. 3-24 months after surgery) and all of the risk factors.

See [FAQs <https://www.nboca.org.uk/about/faq/>](https://www.nboca.org.uk/about/faq/) for more details.

Data Quality

All Patients:	Trust	Network	National
Number of patients in Audit	149	1412	32641
Case ascertainment (%)	Fair	Good	Good

All Patients:	Trust	Network	National
Data completeness of:			
– Pre-treatment TNM (%)	88	87	85
– Performance status (%)	83	85	86

Patients having major resection:	Trust	Network	National
Number of patients in Audit	122	868	18552
ASA grade 1 (%)	5	8	9
ASA grade 2 (%)	39	55	53
ASA grade 3 (%)	17	29	30
ASA grade 4+ (%)	2	2	2
ASA grade not recorded (%)	37	6	6
Data completeness of:			
7 Audit items for risk-adjustment (%)	62	88	89

Key:

- > 80%
- 50 - 80%
- < 50%

Management of all patients

All Patients:	Trust	Network	National
Number of patients in Audit	149	1412	29766
Seen by Clinical Nurse Specialist (%)	99	94	86

All patients deemed potentially curative	Trust	Network	National
Number of potentially curative patients	44	344	8157
Undergoing major resection (%)	93	85	83

Management of patients having major resection

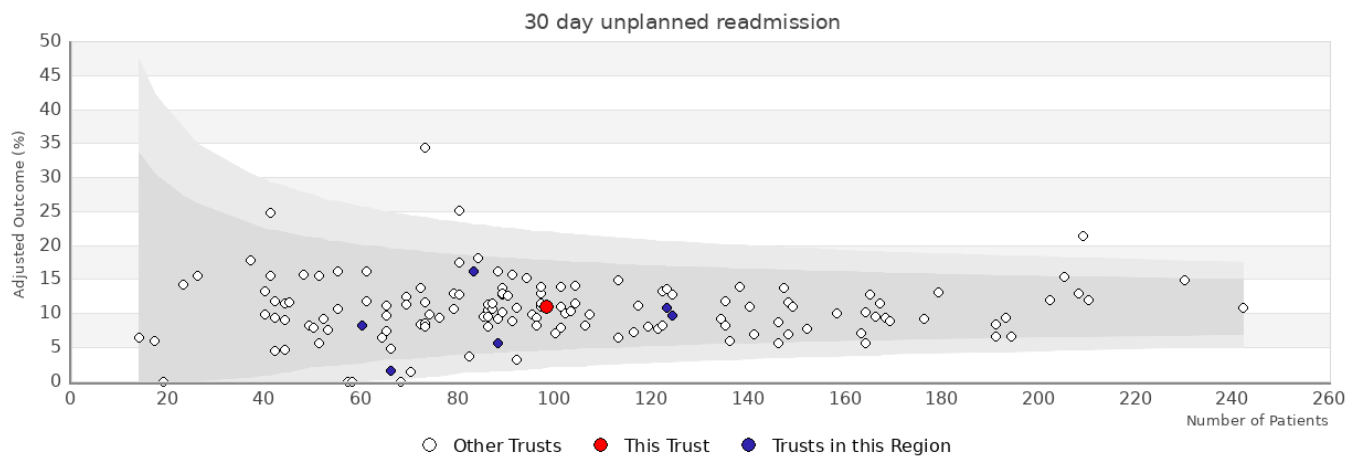
Patients having major resection:	Trust	Network	National
Number of patients in Audit	122	868	18515
Distant metastases (%)	5	6	6
Urgent or emergency surgery (%)	10	12	21
At least 12 lymph nodes excised (%)	99	89	86
Laparoscopic surgery attempted (%)	91	83	71
Risk-adjusted length of stay > 5 days (%)	48	56	58

Patients having major resection for stage III colon cancer:	Trust	Network	National
Number of patients in audit	46	430	10335
Adjuvant chemotherapy (%)	65	61	63

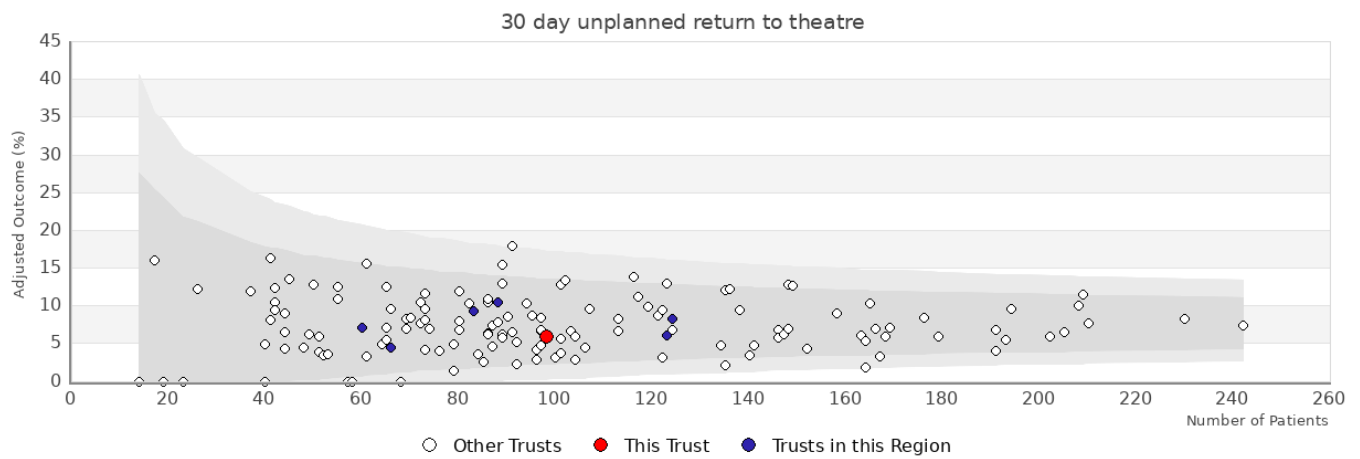
Rectal cancer patients

Patients having major resection:	Trust	Network	National
Number of patients in Audit	32	198	4137
Neoadjuvant therapy (%)	17	17	34
Circumferential resection margin: Recorded (%)	91	86	90
Circumferential resection margin: Negative (%)	88	80	84
Rectal volume	N/A	N/A	N/A

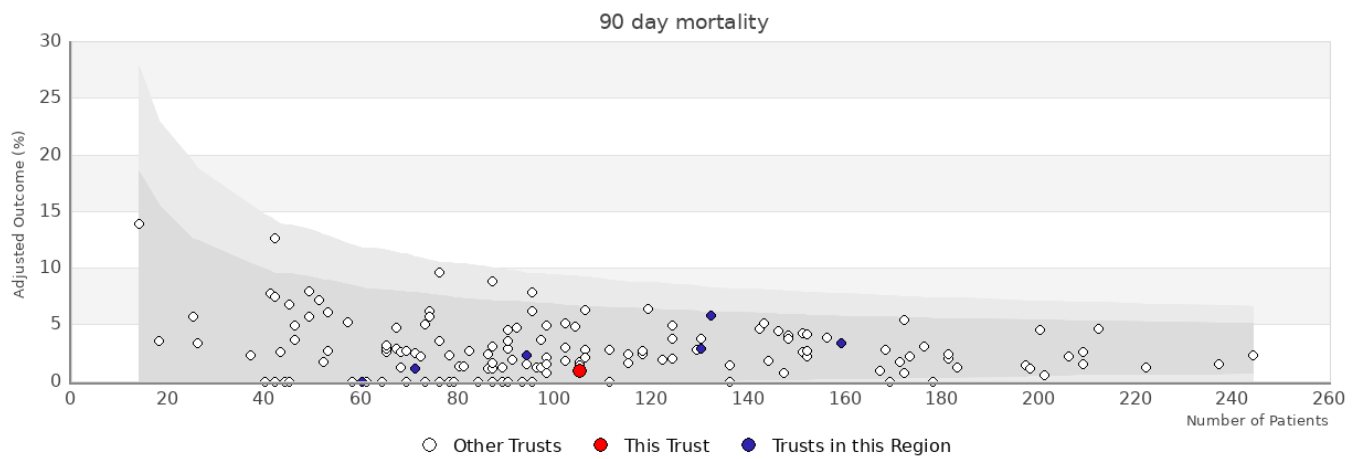
Patients in APER/Hartmanns estimate:	Trust	Network	National
Number of patients in APER/Hartmanns estimate	118	819	17956
APER/Hartmanns (%)	36	36	37



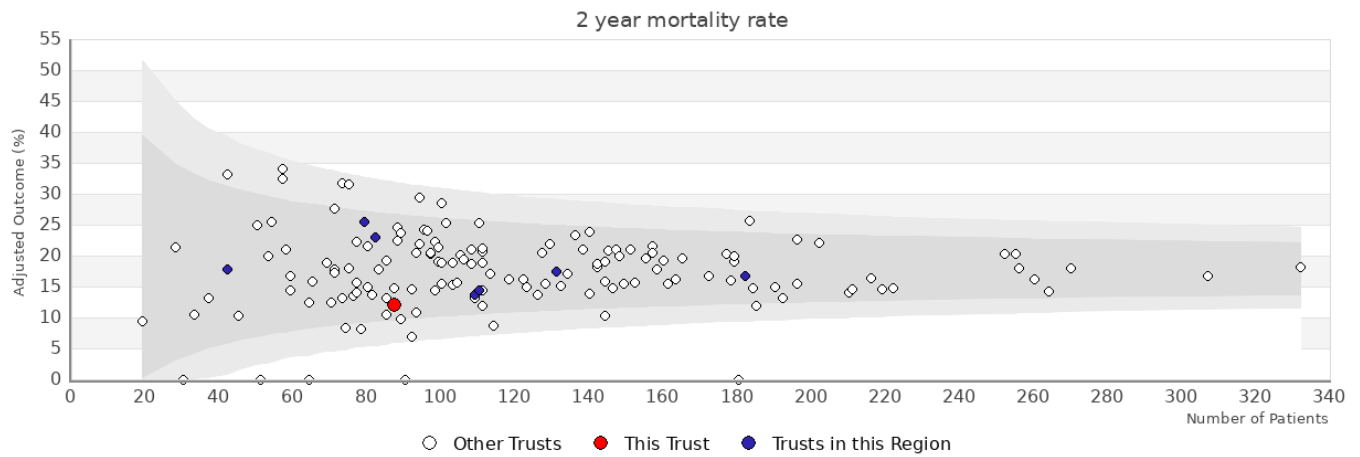
Trust	Number	Adjusted	Observed
Mid and South Essex NHS Foundation Trust - Basildon University Hospital	98	11%	11.2%
Other trusts within the region: East of England - South			
Bedfordshire Hospitals NHS Foundation Trust - Bedford Hospital	83	16.1%	16.9%
East and North Hertfordshire NHS Trust	124	9.6%	9.7%
Milton Keynes Hospital NHS Foundation Trust	60	8.3%	8.3%
Mid and South Essex NHS Foundation Trust - Southend University Hospital	88	5.6%	5.7%
The Princess Alexandra Hospital NHS Trust	66	1.6%	1.5%
West Hertfordshire Hospitals NHS Trust	123	10.8%	10.6%



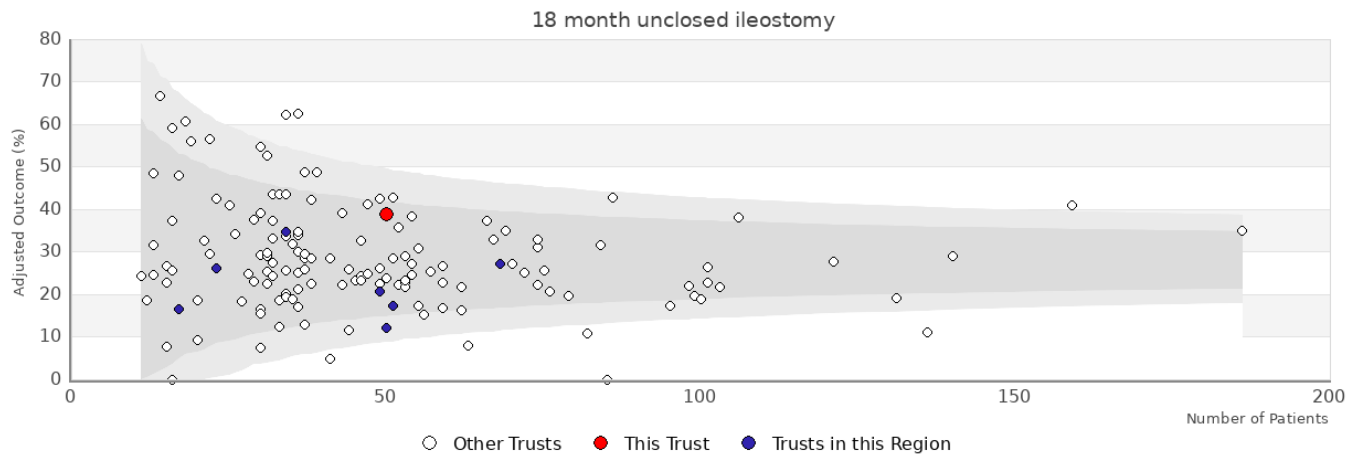
Trust	Number	Adjusted	Observed
Mid and South Essex NHS Foundation Trust - Basildon University Hospital	98	5.9%	6.1%
Other trusts within the region: East of England - South			
Bedfordshire Hospitals NHS Foundation Trust - Bedford Hospital	83	9.3%	9.6%
East and North Hertfordshire NHS Trust	124	8.3%	8.1%
Milton Keynes Hospital NHS Foundation Trust	60	7.1%	6.7%
Mid and South Essex NHS Foundation Trust - Southend University Hospital	88	10.4%	10.2%
The Princess Alexandra Hospital NHS Trust	66	4.5%	4.6%
West Hertfordshire Hospitals NHS Trust	123	6.1%	5.7%



Trust	Number	Adjusted	Observed
Mid and South Essex NHS Foundation Trust - Basildon University Hospital	105	1%	1%
Other trusts within the region: East of England - South			
Bedfordshire Hospitals NHS Foundation Trust - Bedford Hospital	159	3.4%	3.1%
East and North Hertfordshire NHS Trust	130	2.9%	2.3%
Mid and South Essex NHS Foundation Trust - Southend University Hospital	94	2.3%	2.1%
The Princess Alexandra Hospital NHS Trust	71	1.1%	1.4%
West Hertfordshire Hospitals NHS Trust	132	5.8%	3.8%



Trust	Number	Adjusted	Observed
Mid and South Essex NHS Foundation Trust - Basildon University Hospital	87	12.2%	11%
Other trusts within the region: East of England - South			
Bedfordshire Hospitals NHS Foundation Trust - Bedford Hospital	182	16.7%	16.2%
East and North Hertfordshire NHS Trust	109	13.8%	11.7%
Milton Keynes Hospital NHS Foundation Trust	82	23%	17.5%
Mid and South Essex NHS Foundation Trust - Broomfield Hospital	79	25.4%	13.4%
Mid and South Essex NHS Foundation Trust - Southend University Hospital	110	14.4%	18%
The Princess Alexandra Hospital NHS Trust	42	17.8%	23.7%
West Hertfordshire Hospitals NHS Trust	131	17.4%	15.8%



Trust	Number	Adjusted	Observed
Mid and South Essex NHS Foundation Trust - Basildon University Hospital	50	38.8%	40%
Other trusts within the region: East of England - South			
Bedfordshire Hospitals NHS Foundation Trust - Bedford Hospital	68	27.2%	27.9%
East and North Hertfordshire NHS Trust	51	17.4%	17.7%
Milton Keynes Hospital NHS Foundation Trust	34	34.8%	35.3%
Mid and South Essex NHS Foundation Trust - Broomfield Hospital	23	26.2%	26.1%
Mid and South Essex NHS Foundation Trust - Southend University Hospital	49	20.7%	20.4%
The Princess Alexandra Hospital NHS Trust	17	16.6%	17.7%
West Hertfordshire Hospitals NHS Trust	50	12%	12%