

Royal Liverpool and Broadgreen University Hospitals NHS Trust

CHESHIRE AND MERSEYSIDE N50

The Royal Liverpool and Broadgreen University Hospitals NHS Trust incorporates Royal Liverpool University Hospital and Broadgreen Hospital <http://www.rlbuht.nhs.uk/>
<<http://www.rlbuht.nhs.uk/>>

Patient inclusion and data sources

The majority of these results are for patients in England and Wales diagnosed with bowel cancer 1 Apr 2014 – 31 Mar 2015. The exceptions are for 2-year mortality and 18-month stoma rate. Two-year mortality estimates include patients undergoing a major resection between 1 April 2012 and 31 March 2013. 18-month stoma rates include rectal cancer patients undergoing a major resection between 1 April 2012 and 31 March 2015. The Audit dataset is linked to Hospital Episode Statistics (HES) at the patient level to obtain further information on patient care and follow-up such as stoma reversal and emergency readmissions in England, and to the National Radiotherapy Dataset (RTDS) for information on radiotherapy treatment in England.

Data Quality

Data completeness

% of relevant patient group with useable value of data item.

Case ascertainment

Number of patients reported to the Audit as a percentage of the number of patients admitted for the first time to the trust/network with a diagnosis of bowel cancer within the audit period according to HES. This can be larger than 100 if more patients are reported to the Audit than identified in HES.

7 audit items for risk-adjustment

The per cent of patients with complete data items on all of age, sex, ASA grade, pathological T-stage, pathological N-stage, distant metastases and site of cancer.

Management of all patients

No major resection: too little cancer

Those undergoing a local resection of polypectomy.

No major resection: too much cancer

No excision and reason for no treatment includes advanced stage cancer OR no excision and non-curative intent and metastatic disease.

No major resection: too frail

not in too much cancer group AND no excision and reason for no treatment includes significant co-morbidity OR no excision and performance status 3 or 4.

No major resection: unknown/other reason:

no excision and does not meet any of the above criteria.

Compare trust outcomes

Funnel plots display trust risk-adjusted outcomes for 90-day mortality, 30-day unplanned readmission, 2-year mortality and, for rectal cancer patients, 18-month stoma rate. The funnel regions represent the 95 per cent limit and the 99.8 per cent limit for trusts compared to the national average. Those trusts with results outside the outer (99.8 per cent) limit are considered potential outliers.

Risk adjustment is performed using the seven items listed under Data Quality as well as mode of admission (elective/emergency) and number of co-morbidities according to HES, and an interaction between age and distant metastases. Missing values are imputed using Multiple Imputation. The model for two-year mortality additionally includes interactions between follow-up time (0-3 months after surgery vs. 3-24 months after surgery) and all of the risk factors.

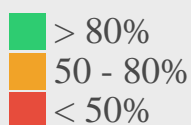
A stoma is considered to be reversed if a HES record with relevant code is identified with 18 months of the initial surgical procedure.

See [FAQs <https://www.nboca.org.uk/about/faq/>](https://www.nboca.org.uk/about/faq/) for more details.

Data Quality

All Patients:	Trust	Network	National
Number of patients in Audit	183	1250	28013
Case ascertainment (%)	101	99	93
Data completeness of:			
– Pre-treatment TNM (%)	93	77	71
– Performance status (%)	91	88	77

Patients having major resection:	Trust	Network	National
Number of patients in Audit	111	719	18809
ASA grade 1 (%)	14	14	14
ASA grade 2 (%)	63	55	53
ASA grade 3 (%)	22	24	25
ASA grade 4+ (%)	1	6	3
ASA grade not recorded (%)	N/A	1	5
Data completeness of:			
7 Audit items for risk-adjustment (%)	95	83	82

Key:

Management of all patients

All Patients:	Trust	Network	National
Number of patients in Audit	183	1250	30122
Seen by Clinical Nurse Specialist (%)	97	97	92

Management of patients having major resection

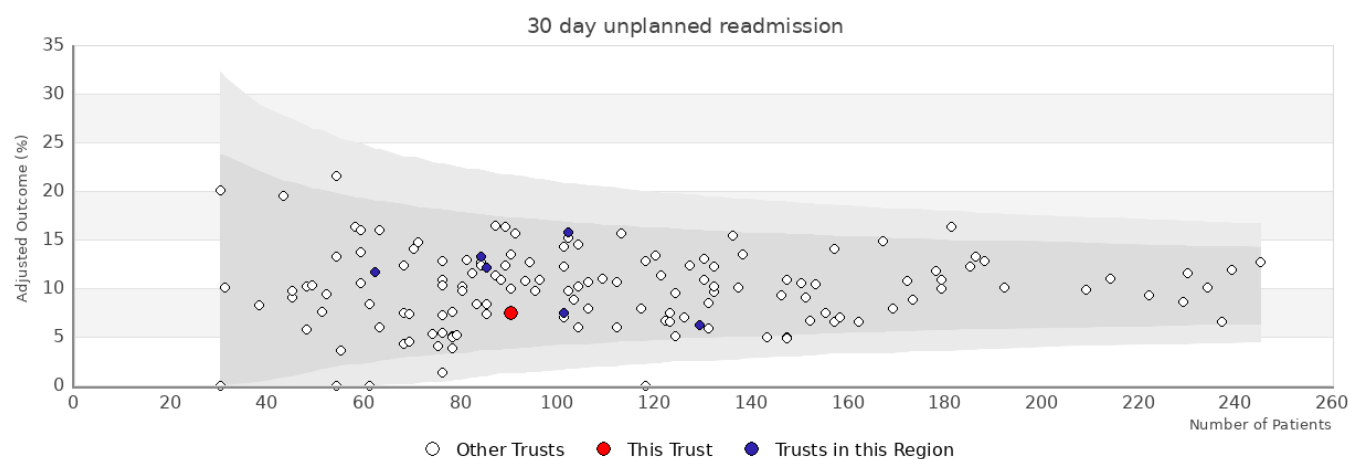
Patients having major resection:	Trust	Network	National
Number of patients in Audit	111	719	18809
Distant metastases (%)	8	8	9
Urgent or emergency surgery (%)	5	15	16
Median number of lymph nodes excised	18	17	17
Laparoscopic surgery attempted (%)	46	58	61
Length of stay > 5 days (%)	74	68	69

Rectal cancer patients

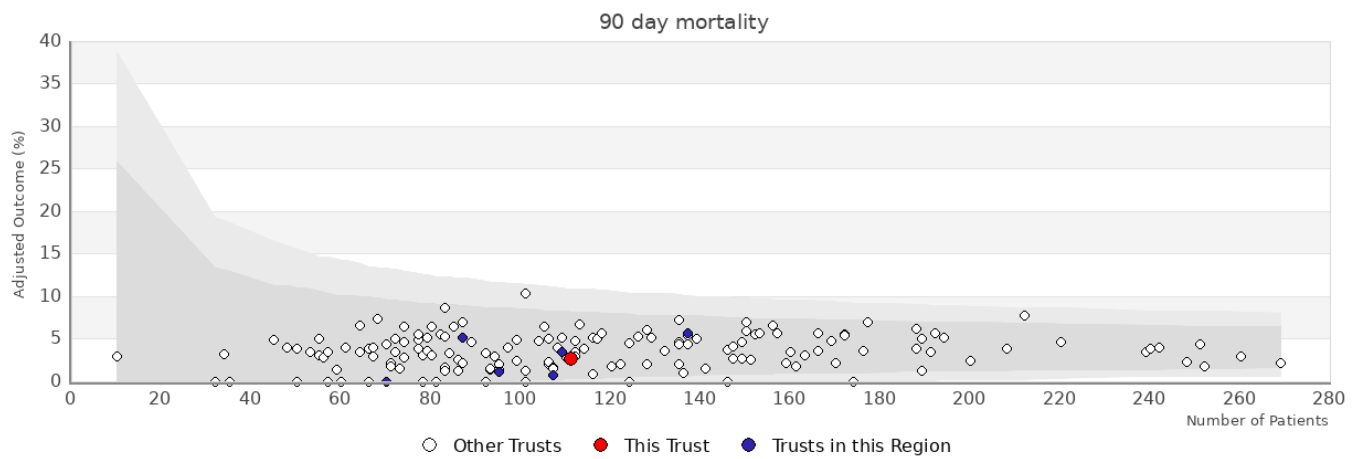
Patients having major resection:	Trust	Network	National
Number of patients in Audit	33	165	4769
Neoadjuvant therapy (%)	58	52	37
Circumferential resection margin: Recorded (%)	100	48	25
Circumferential resection margin: Positive (%)	N/A	8	7
Rectal volume	N/A	N/A	N/A

Patients in APER/Hartmanns estimate:	Trust	Network	National
Number of patients in APER/Hartmanns estimate	N/A	N/A	N/A

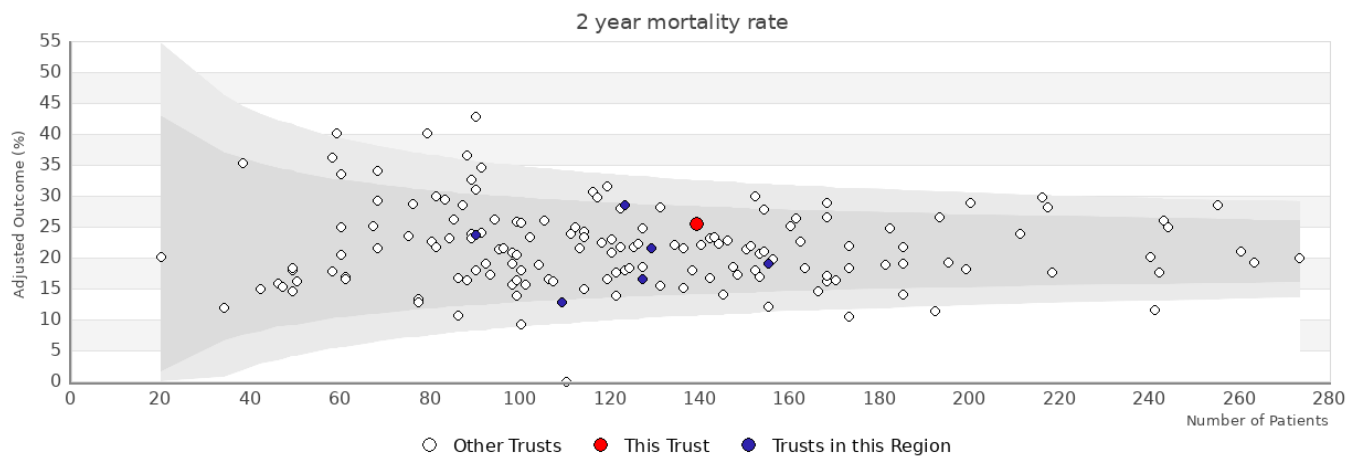
Patients in APER/Hartmanns estimate:	Trust	Network	National
APER/Hartmanns (%)	N/A	N/A	N/A



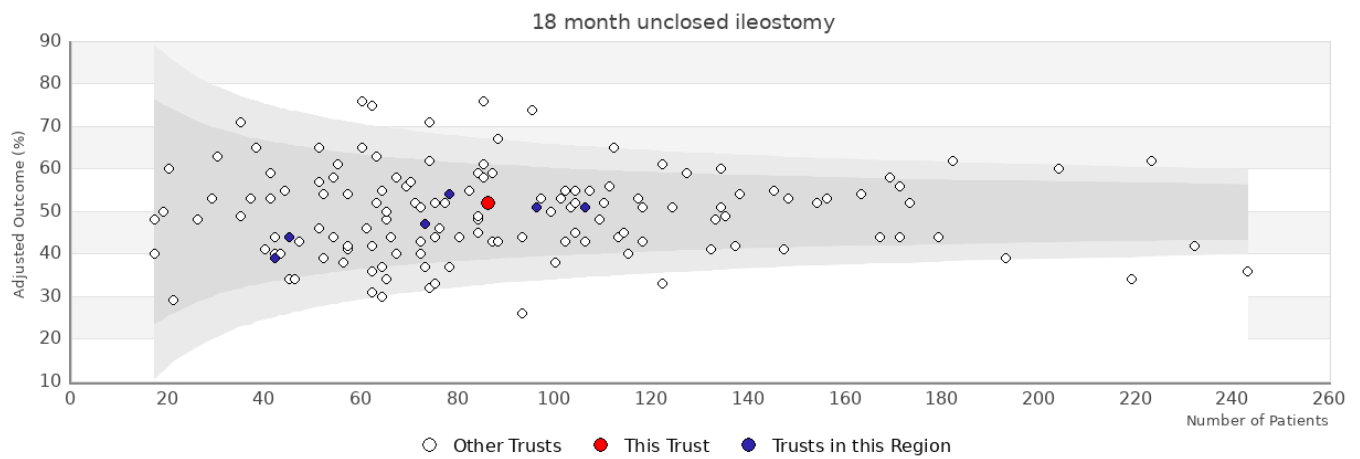
Trust	Number	Adjusted	Observed
Royal Liverpool and Broadgreen University Hospitals NHS Trust	90	7.5%	7.8%
Other trusts within the region: CHESHIRE AND MERSEYSIDE			
Aintree University Hospital NHS Foundation Trust	102	15.8%	15.7%
Countess of Chester Hospital NHS Foundation Trust	101	7.5%	6.9%
Southport and Ormskirk Hospital NHS Trust	62	11.7%	11.3%
St Helens and Knowsley Hospitals NHS Trust	129	6.2%	6.2%
Warrington and Halton Hospitals NHS Foundation Trust	84	13.3%	13.1%
Wirral University Teaching Hospital NHS Foundation Trust	85	12.1%	11.8%



Trust	Number	Adjusted	Observed
Royal Liverpool and Broadgreen University Hospitals NHS Trust	111	2.7%	1.8%
Other trusts within the region: CHESHIRE AND MERSEYSIDE			
Aintree University Hospital NHS Foundation Trust	109	3.4%	2.8%
Countess of Chester Hospital NHS Foundation Trust	107	0.7%	0.9%
St Helens and Knowsley Hospitals NHS Trust	137	5.6%	7.3%
Warrington and Halton Hospitals NHS Foundation Trust	87	5.2%	3.4%
Wirral University Teaching Hospital NHS Foundation Trust	95	1.1%	1.1%



Trust	Number	Adjusted	Observed
Royal Liverpool and Broadgreen University Hospitals NHS Trust	139	25.4%	17.4%
Other trusts within the region: CHESHIRE AND MERSEYSIDE			
Aintree University Hospital NHS Foundation Trust	129	21.6%	22.6%
Countess of Chester Hospital NHS Foundation Trust	109	12.7%	17.7%
Southport and Ormskirk Hospital NHS Trust	90	23.7%	21.4%
St Helens and Knowsley Hospitals NHS Trust	155	19%	23.5%
Warrington and Halton Hospitals NHS Foundation Trust	123	28.6%	19.1%
Wirral University Teaching Hospital NHS Foundation Trust	127	16.6%	14.5%



Trust	Number	Adjusted	Observed
Royal Liverpool and Broadgreen University Hospitals NHS Trust	86	52%	49%
Other trusts within the region: CHESHIRE AND MERSEYSIDE			
Aintree University Hospital NHS Foundation Trust	45	44%	42%
Countess of Chester Hospital NHS Foundation Trust	78	54%	51%
Southport and Ormskirk Hospital NHS Trust	42	39%	38%
St Helens and Knowsley Hospitals NHS Trust	106	51%	53%
Warrington and Halton Hospitals NHS Foundation Trust	96	51%	51%
Wirral University Teaching Hospital NHS Foundation Trust	73	47%	48%